



OFFICE OF THE
PRINCIPAL D.G KHAN MEDICAL COLLEGE/ TEACHING
HOSPITAL DERA GHAZI KHAN
PH.NO-064-9260631 FAX NO.064-9260632



No 3179 DGKMC Dated 10/05/ 2022

**MINUTES OF THE MEETING OF GRIEVANCE COMMITTEE REGARDING
ANATOMY VISUALIZATION & DISSECTION TABLE FOR D.G.KHAN MEDICAL
COLLEGE D.G.KHAN FOR THE YEAR 2021-22.**

The meeting of Grievance committee was held in the office of the Worthy Principal D.G.Khan Medical College Dera Ghazi Khan on 09-05-2022 at 11.00 AM regarding their Grievances against Technical Evaluation report of Anatomy Visualization & Dissection Table for the current financial year 2021-22 for D.G.Khan Medical College D.G.Khan.

The following attended the meeting.


Sr.#	Name & Designation
1	Prof.Dr.Mukhtiar Ahmad Ahmadani Professor of Peads Medicine D.G.Khan Medical College D.G.Khan Chairman
2	Miss.Rubab Iqbal Director Finance D.G.Khan Medical College D.G.Khan Member
3	Dr.Muhammad Rizwan Anwar Assistant Professor Surgery D.G.Khan Medical College D.G.Khan Member


The meeting was started with the recitation from Holy Quran, The chairman welcomes all the participants and briefed them about proceeding of this meeting and then representative of the firm was called for the grievance. His Grievances were thoroughly discussed point to point and explained the reasons of being non-responsive/not eligible in the technical evaluation report. The attendance of the representative of the firm was also recorded. The detail of Grievances and decisions of Committee are as under:-


Anatomy Visualization & Dissection Table

S.No	Name of firm	Observation by technical committee	Reply of firm	Decision by the committee	Status
1	M/S Shah Co Pvt Ltd Lahore	<p>1- Blood flow Simulation: The Table highlights the movement of blood throughout the human body. With the touch screen, users can select any artery or vein and visualize blood flow toward or away from the heart. The selected pathway can be quickly annotated and colored to emphasize the anatomical structures involved. (NO)</p> <p>2- Virtual Arthroscopy: The Table simulates an arthroscopic procedure by visualizing anatomy within any joint of the cadaver. During this visualization, users can easily identify and further dissect any structure. The virtual arthroscopy reinforces 3D spatial relationships and is an effective tool for medical training. (NO)</p>	<p>I- we requested you that we have both parameters in our gouted model and for references brochure is attached.</p>	<p>The reply of the firm is accepted after confirming of the parameters from the brochures.</p>	Responsive

The meeting ended with the vote of thanks from chairman


Miss Rubab Iqbal
 Director Finance
 D.G.Khan Medical College
 Dera Ghazi Khan
 (Member)


Prof. Dr. Mukhtiar Ahmad Ahmadani
 Professor of Peads Medicine
 D.G.Khan Medical College D.G.Khan
 (Chairman)


Dr. Muhammad Rizwan Anwar
 Assistant Professor Surgery
 D.G.Khan Medical College Dera
 Ghazi Khan
 (Member)